iSystem 12

Indice
Index

UGELLI SINGOLI
SINGLE NOZZLES

S01		Ugello singolo Single nozzle	33
S02		Ugello singolo con testa lavorabile Single nozzle with machinable head	34
S05		Ugello singolo Eco-Line Single nozzle Eco-Line	35

PIASTRA DI DISTRIBUZIONE STANDARD ISYSTEM
STANDARD MANIFOLDS ISYSTEM

M01		Ugello Nozzle	36
H01		Manifold standard, due punti in linea Standard manifold, two drops in line	37
H02		Manifold standard, due punti in linea otturazione Valve gate standard manifold, two drops in line	38
SOV-01		Gruppo otturazione Top Valve gate Serie Top	39
SOV-07		Gruppo otturazione con coperchio Valve gate with cover plate	39
K02		Bussola di iniezione Injection bushing	40
K02		Bussola di iniezione con resistenza Injection bushing with heater	40

GAMMA PUNTALI
GATE RANGES

T01		Topless T	41
T13		Topless T prolungato Extended Topless T	42
T02		Open T	43
T03		Open XST	44
T04		Topless C	45
T14		Topless C prolungato Extended Topless C	46
T06		Open XSC	47
T07		Topless SO	48
T10		Topless SO con centraggio Topless SO with centering	49
T08		Open SO	50
T09		Open XSSO	51
T11		Topless SOP	52
T15		Topless SOP prolungato Extended Topless SOP	53

S01 Ugello singolo
Single nozzle

Codice ugello:
Nozzle code: **S01-12-LXXX-RXX**

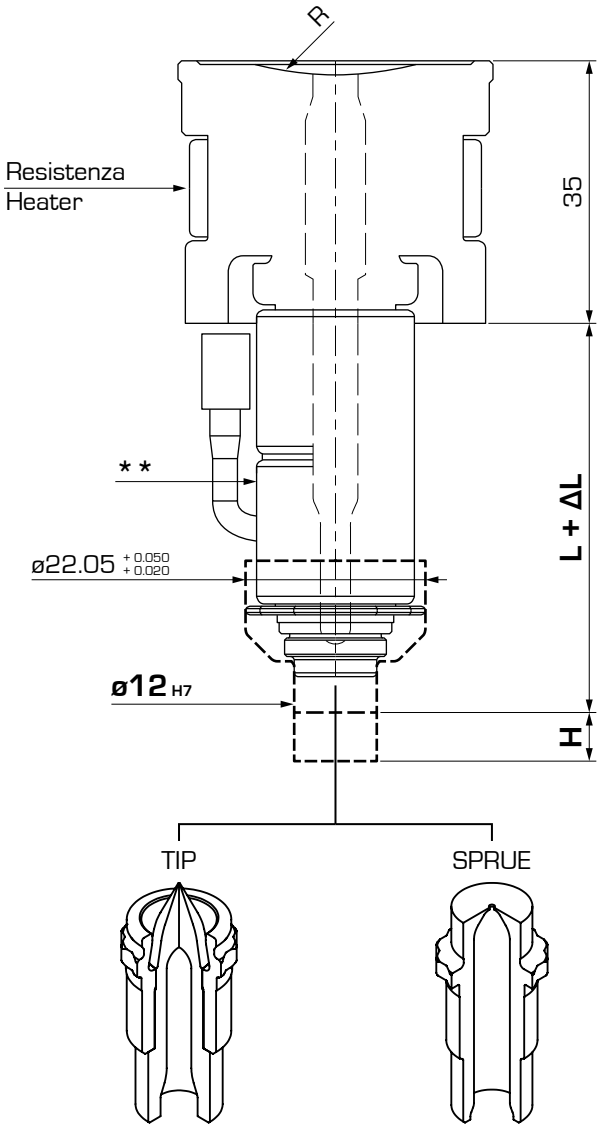

L mm	LXXX
50	**050**
70	**070**
90	**090**
*110	**110**
*130	**130**
*150	**150**
*170	**170**
*190	**190**
**210	**210**
**230	**230**
**250	**250**

*Ci riserviamo di utilizzare due o più resistenze nel corpo ugello in funzione dell'applicazione. Contattare l'ufficio tecnico.
**È necessario l'utilizzo di due o più resistenze nel corpo ugello.

* We will delay the decision to use two or more heaters in the nozzle body according to the application. Please contact our technical department.
** It is necessary to use two or more heaters in the nozzle body.

R mm	RXX
0	**R01**
15	**R02**
40	**R03**

Smusso Chamfer	RXX
70°	**SM70**

ΔL = (Melt. Temp. - Mould Temp.) x 0.0000132 x L

Ex. : (250 - 50) x 0.0000132 x 100 = 0.264 mm

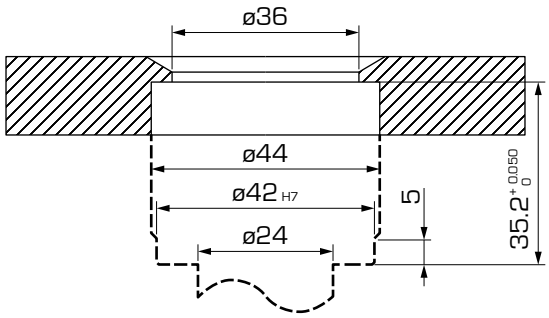

S02

Ugello singolo con testa lavorabile
Single nozzle with machinable head

Nota: applicazioni opzionali, esecuzione a cura del cliente.

Note: optional application processed by the customer.

Codice ugello:
Nozzle code:

S02-12-LXXX

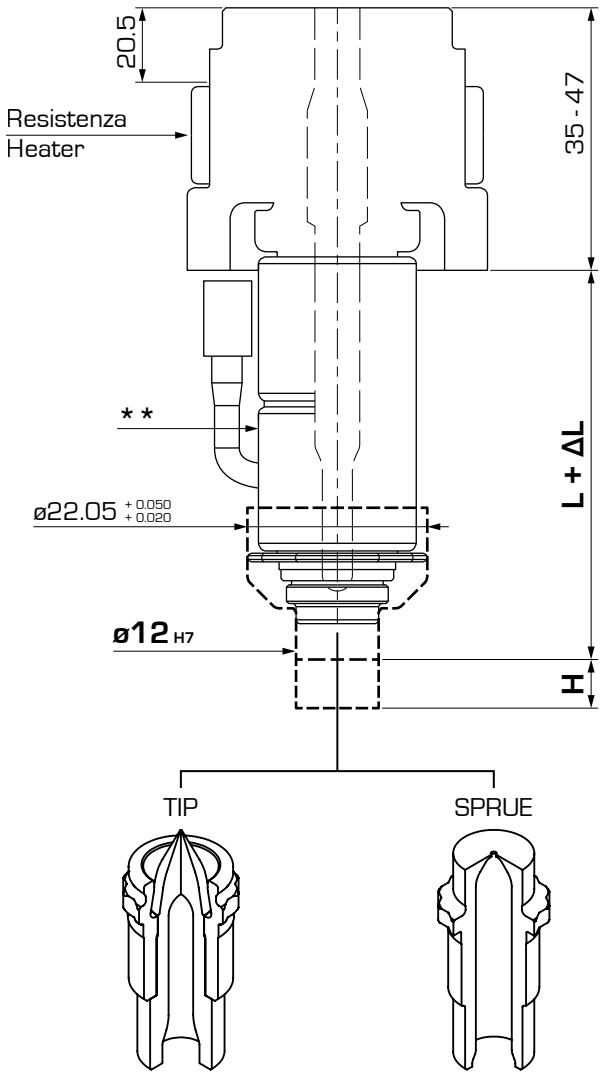

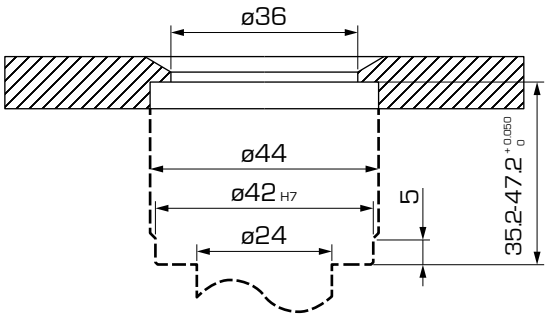

L mm	LXXX
50	**050**
70	**070**
90	**090**
*110	**110**
*130	**130**
*150	**150**
*170	**170**
*190	**190**
**210	**210**
**230	**230**
**250	**250**

*Ci riserviamo di utilizzare due o più resistenze nel corpo ugello in funzione dell'applicazione. Contattare l'ufficio tecnico.
**È necessario l'utilizzo di due o più resistenze nel corpo ugello.

* We will delay the decision to use two or more heaters in the nozzle body according to the application. Please contact our technical department.
** It is necessary to use two or more heaters in the nozzle body.

ΔL = (Melt. Temp. - Mould Temp.) x 0.0000132 x L

Ex. : (250 - 50) x 0.0000132 x 100 = 0.264 mm

Lavorazioni testa ugello
Working possibilities for nozzle's head

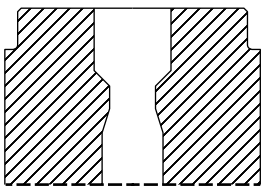

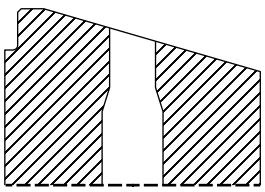

S05

Ugello singolo Eco-Line
Single nozzle Eco-Line

Nota: questo mono-ugello può essere utilizzato solo per lo stampaggio di PP e/o PE (HDPE, LDPE).

Note: this single nozzle can be used to inject PP and/or PE (HDPE, LDPE) only.

Codice ugello:

Nozzle code:

S05-12-LXXX-RXX

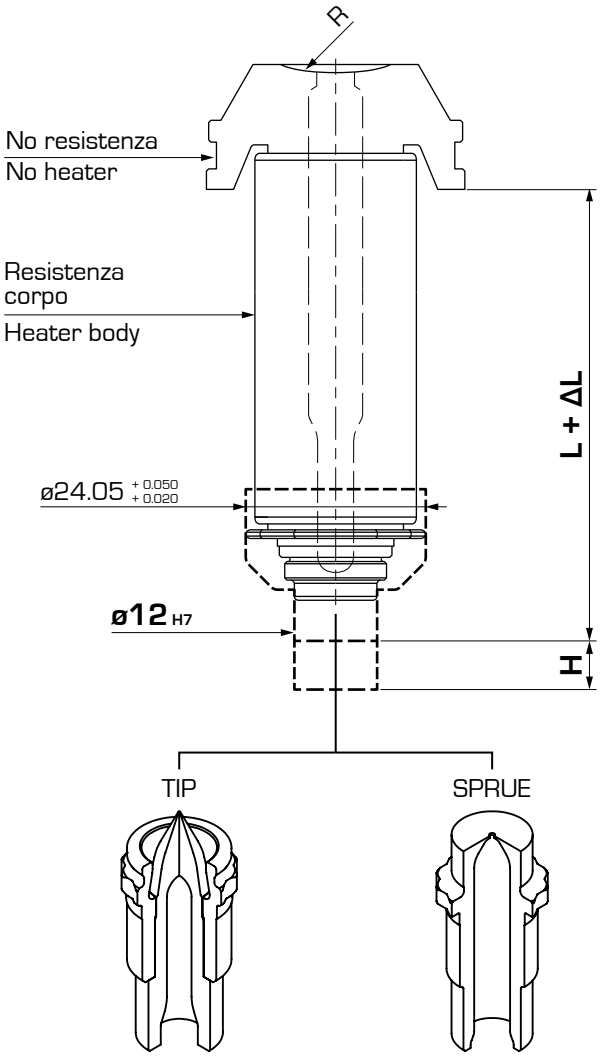

L mm	LXXX
42	**042**
62	**062**
82	**082**
102	**102**

R mm	RXX
0	**R01**
40	**R03**

ΔL = (Melt. Temp. - Mould Temp.) x 0.0000132 x L

Ex. : (250 - 50) x 0.0000132 x 100 = 0.264 mm

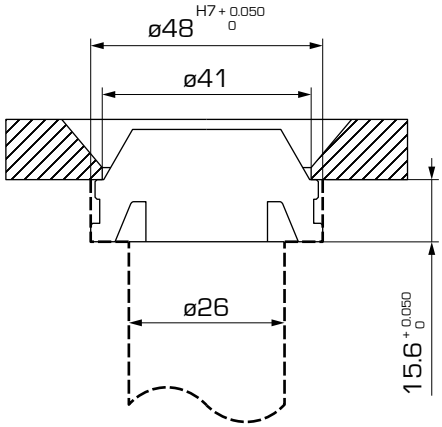

M01 Ugello / Nozzle

Nota: la lunghezza ugello deve essere almeno la metà dell'interasse tra fulcro manifold ed asse ugello.

Note: the nozzle length must be greater than the half distance between the manifold fulcrum and nozzle axis.

Codice ugello:

Nozzle code:

M01-12-LXXX

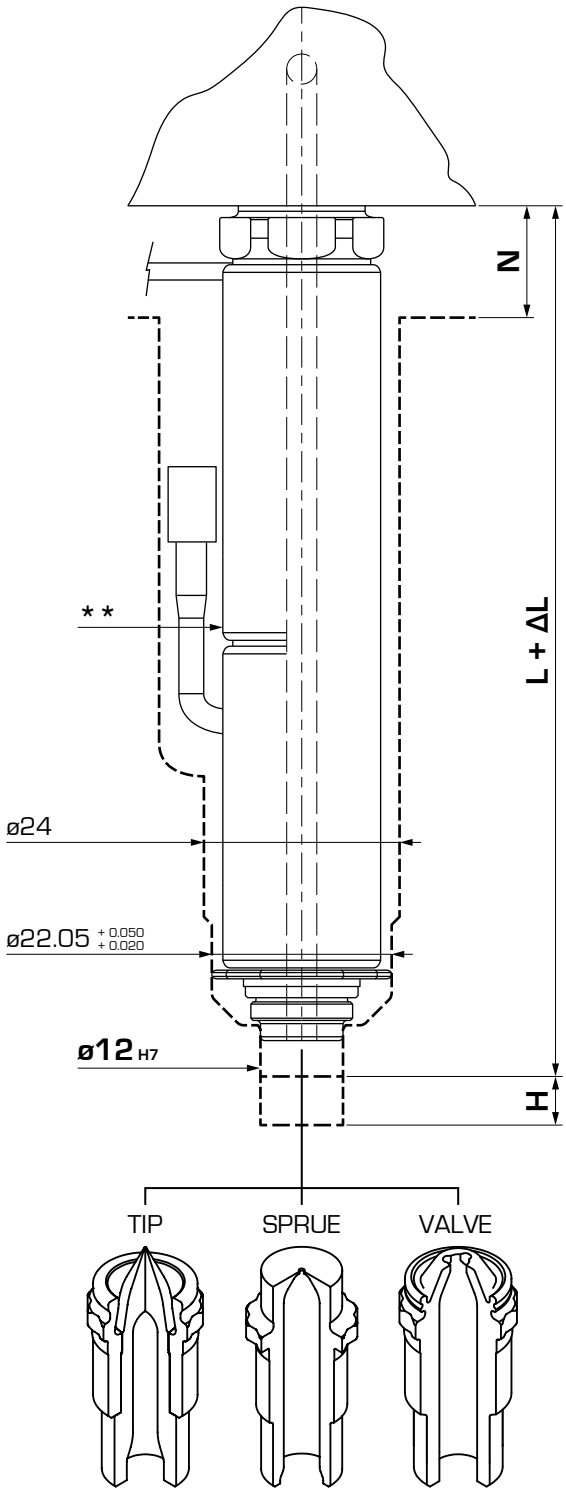

L mm	LXXX	N
60	**060**	pp. 37-38
80	**080**	pp. 37-38
100	**100**	pp. 37-38
*120	**120**	pp. 37-38
*140	**140**	pp. 37-38
*160	**160**	pp. 37-38
*180	**180**	pp. 37-38
*200	**200**	pp. 37-38
**220	**220**	pp. 37-38
**240	**240**	pp. 37-38
**260	**260**	pp. 37-38

*Ci riserviamo di utilizzare due o più resistenze nel corpo ugello in funzione dell'applicazione. Contattare l'ufficio tecnico.
**È necessario l'utilizzo di due o più resistenze nel corpo ugello.

* We will delay the decision to use two or more heaters in the nozzle body according to the application. Please contact our technical department.
** It is necessary to use two or more heaters in the nozzle body.

ΔL = (Melt. Temp. - Mould Temp.) x 0.0000132 x L

Ex. : (250 - 50) x 0.0000132 x 100 = 0.264 mm

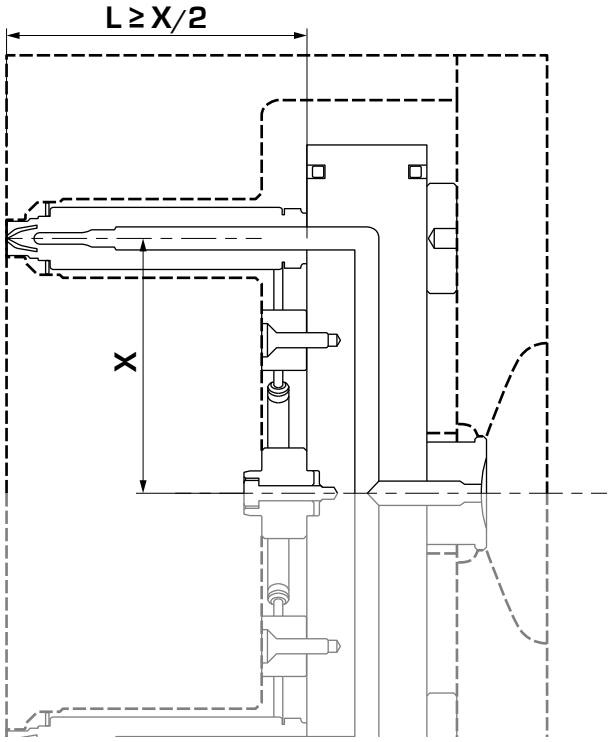

H01

Manifold standard, due punti in linea
Standard manifold, two drops in line

Nota: per dimensioni non riportate nell'elenco contattare l'ufficio tecnico.

Note: please contact our technical department if you require different dimensions.

Codice manifold:
Manifold code:

H01-12-XX

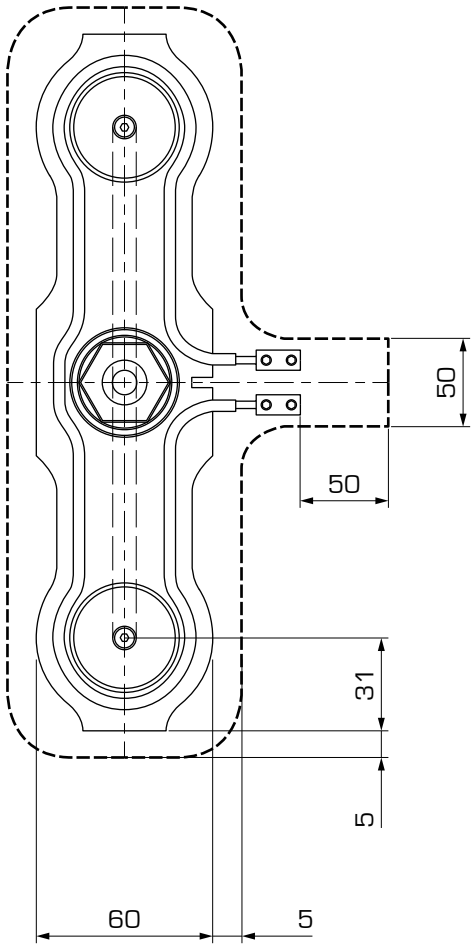

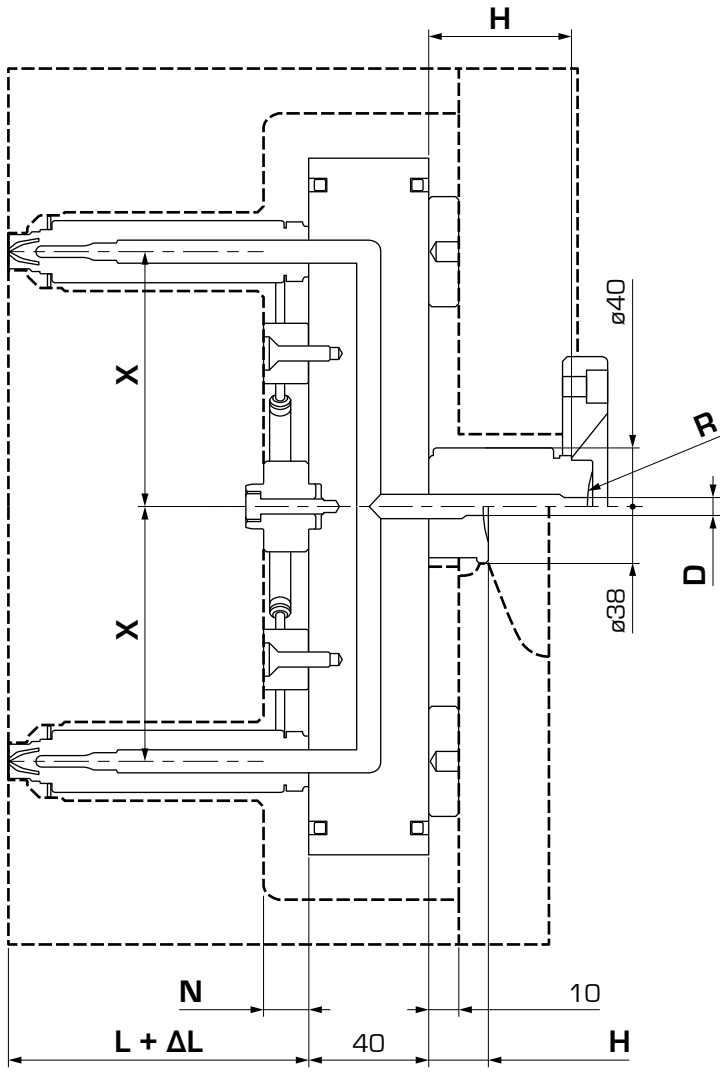

X mm	XX	N mm	H, D, R	L mm										
				60	80	100	120	140	160	180	200	220	240	260
50	**050**	15 (20)	pp. 40	●	●	●	●	●	●	●	●	●	●	●
75	**075**	15 (20)	pp. 40	●	●	●	●	●	●	●	●	●	●	●
100	**100**	15 (20)	pp. 40	●	●	●	●	●	●	●	●	●	●	●
125	**125**	15 (20)	pp. 40		●	●	●	●	●	●	●	●	●	●
150	**150**	15 (20)	pp. 40		●	●	●	●	●	●	●	●	●	●
175	**175**	15 (20)	pp. 40			●	●	●	●	●	●	●	●	●
200	**200**	15 (20)	pp. 40			●	●	●	●	●	●	●	●	●

() - opzionale

() - optional

H02

Manifold standard, due punti in linea otturazione
Valve gate standard manifold, two drops in line

Nota: per dimensioni non riportate nell'elenco contattare l'ufficio tecnico.

Note: please contact our technical department if you require different dimensions.

Codice manifold:
Manifold code: **H02-12-XX**

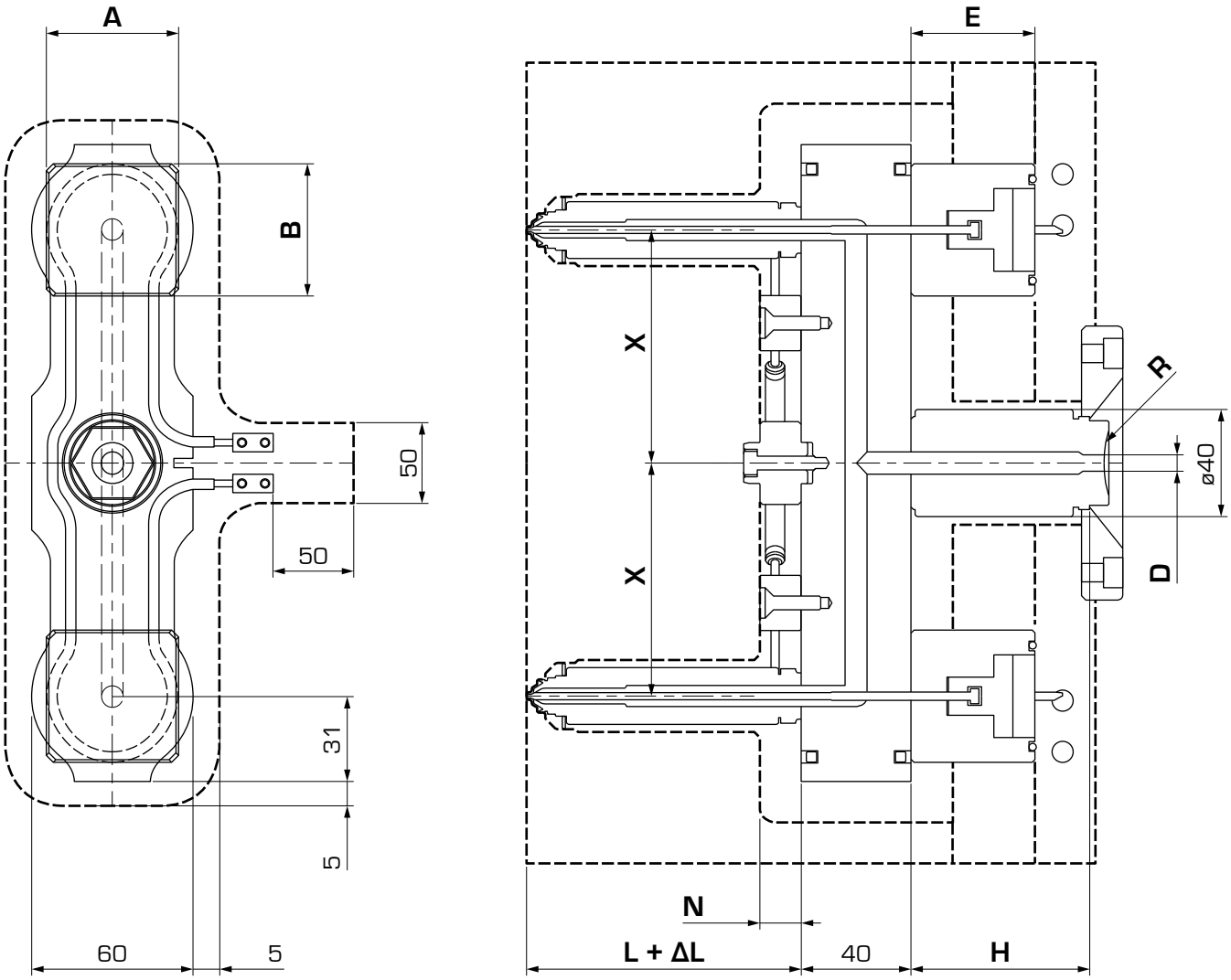

X mm	XX	N mm	A x B x E	H, D, R	L mm										
					60	80	100	120	140	160	180	200	220	240	260
50	**050**	15 (20)	pp. 39	pp. 40	●	●	●	●	●	●	●	●	●	●	●
75	**075**	15 (20)	pp. 39	pp. 40	●	●	●	●	●	●	●	●	●	●	●
100	**100**	15 (20)	pp. 39	pp. 40	●	●	●	●	●	●	●	●	●	●	●
125	**125**	15 (20)	pp. 39	pp. 40		●	●	●	●	●	●	●	●	●	●
150	**150**	15 (20)	pp. 39	pp. 40		●	●	●	●	●	●	●	●	●	●
175	**175**	15 (20)	pp. 39	pp. 40			●	●	●	●	●	●	●	●	●
200	**200**	15 (20)	pp. 39	pp. 40			●	●	●	●	●	●	●	●	●

() - opzionale

() - optional

SOV-01

Gruppo otturazione Top
Valve gate Serie Top

Nota: pressione minima di 8 Bar, massima 20 Bar.
Si consiglia l'utilizzo di un moltiplicatore di pressione.

Note: minimum pressure of 8 Bar, maximum 20 Bar.
We recommend using a pressure booster

Codice SOV:
SOV code: **SOV-01**

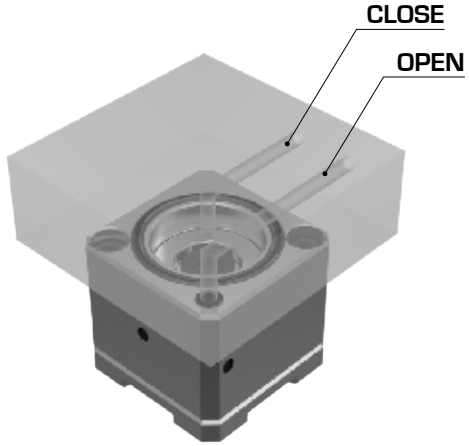

Tipologia Alimentazione Valve Gate Type	A mm	B mm	E mm
Top	48	48	45

Il sistema di chiusura è predisposto per un'alimentazione pneumatica tramite apposite forature, eseguite nella piastra posteriore. Prevedere fra la piastra e il gruppo otturazione un gap di 0.1 mm.
E' necessario inoltre predisporre un circuito di condizionamento in prossimità della zona di contatto del cilindro.

The closing system is design for pneumatic power through specific holes on the rear plate. Provide a gap of 0.1 mm between the plate and the valve gate.
It is also necessary to set up a circuit of conditioning near the contact area of the cylinder.

SOV-07

Gruppo otturazione con coperchio
Valve gate with cover plate

Nota: movimentazione pneumatica - 8 Bar minimo
movimentazione idraulica - 35 Bar massimo

Note: pneumatic handling - minimun pressure 8 Bar
hydraulic handling - maximun pressure 35 Bar

Codice SOV:
SOV code: **SOV-07**

Tipologia Alimentazione Valve Gate Type	A mm	B mm	E mm
Pneumatica - Idraulica Pneumatic - Hydraulic	48	48	61

Il sistema di chiusura è predisposto per un'alimentazione sia pneumatica che idraulica. La stessa viene comandata tramite appositi attacchi su piastra esterna allo stampo.
E' necessario inoltre predisporre un circuito di condizionamento in prossimità della zona di contatto del cilindro.

The closing system si designed for both pneumatic and hydraulic power which is controlled through special connections on an external plate of the mould.
It is also necessary to set up a circuit of conditioning near the contact area of the cylinder.

K02 Bussola di iniezione
Injection bushing

Codice bussola d'entrata:
Inlet bushing code: **K02-HXX-RXX**

D	Filetto Thread	H mm	HXX
6	M27	20	**020**

R mm	RXX
0	**R01**
15	**R02**
40	**R03**

Smusso Chamfer	RXX
70°	**SM70**

K02 Bussola di iniezione con resistenza
Injection bushing with heater

Codice bussola d'entrata:
Inlet bushing code: **K02-HXX-RXX**

D	Filetto Thread	H mm	HXX
6	M27	40	**040**
6	M27	65	**065**
6	M27	90	**090**

R mm	RXX
0	**R01**
15	**R02**
40	**R03**

Smusso Chamfer	RXX
70°	**SM70**

T01 Topless T

Codice puntale:
Tip code: **T01-12-TXX-G-Tip**

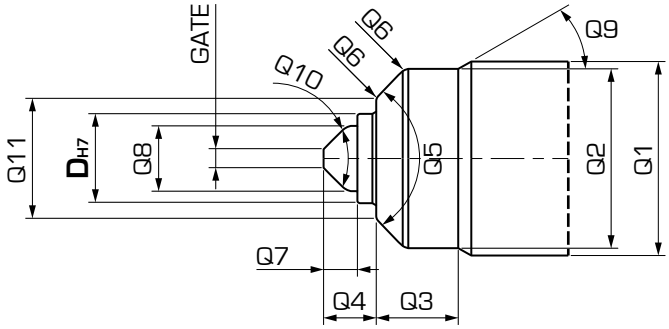

TXX	Materiale Ghiera End-Cap Material	Gate mm	Tipo Type	
			C	K
100	Acciaio Steel	1.0 ÷ 2.5	●	●
200	Titanio Titanium		●	●

C: materiali amorfi e semi-cristallini
K: materiali cristallini, materiali caricati

C: amorphous and semi-crystalline materials
K: crystalline materials, filled materials

Ghiera Acciaio: materiali amorfi e semi-cristallini
Ghiera Titanio: materiali cristallini, materiali caricati

End-Cap Steel: amorphous and semi-crystalline materials
End-Cap Titanium: crystalline materials, filled materials

Ø Gate mm G															
1.0	1.1	1.2	1.3	1.4	1.5	1.6	1.7	1.8	1.9	2.0	2.1	2.2	2.3	2.4	2.5
10	11	12	13	14	15	16	17	18	19	20	21	22	23	24	25

D mm	Q1 mm	Q2 mm	Q3 mm	Q4 mm	Q5 °	Q6 mm	Q7 mm	Q8 mm	Q9 °	Q10 °	Q11 mm
12	24	22.05	11	7	90	R1	4.5	8.6	30	90	16.05
12	*26	*24.05	11	7	90	R1	4.5	8.6	30	90	16.05

*S05 - Eco-Line (pp. 35)

Esempio di ordinativo: T01-12-200-10-C

Descrizione:
puntale versione Topless T, serie iSystem12, ghiera in Titanio con puntale standard, Gate Ø 1.0 mm, materiale Tip Rame

Example of purchasing order: T01-12-200-10-C

Description:
Topless T tip, iSystem12 series, Titanium End-Cap with standard tip, Gate Ø 1.0 mm, Tip material: copper

T13

Topless T prolungato
Extended Topless T

Codice puntale:
Tip code: **T13-12-TXX-G-Tip**

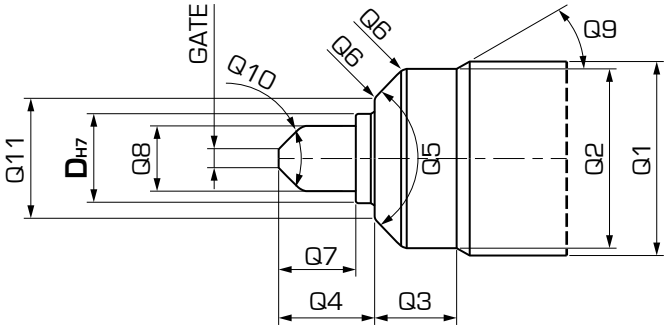

TXX	T	Materiale Ghiera End-Cap Material	XX	Prolungamento Extension	Gate mm	Tip	
						C	K
205	2	Titanio	05	+ 5 mm	1.0 ÷ 2.5	●	●
210		Titanium	10	+ 10 mm		●	

C: materiali amorfi e semi-cristallini
K: materiali cristallini, materiali caricati

Ghiera Acciaio: materiali amorfi e semi-cristallini
Ghiera Titanio: materiali cristallini, materiali caricati

C: amorphous and semi-crystalline materials
K: crystalline materials, filled materials

End-Cap Steel: amorphous and semi-crystalline materials
End-Cap Titanium: crystalline materials, filled materials

Ø Gate mm G															
1.0	1.1	1.2	1.3	1.4	1.5	1.6	1.7	1.8	1.9	2.0	2.1	2.2	2.3	2.4	2.5
10	11	12	13	14	15	16	17	18	19	20	21	22	23	24	25

D mm	Q1 mm	Q2 mm	Q3 mm	Q4 mm	Q5 °	Q6 mm	Q7 mm	Q8 mm	Q9 °	Q10 °	Q11 mm
12	24	22.05	11	12	90	R1	9.5	8.6	30	90	16.05
12	*26	*24.05	11	12	90	R1	9.5	8.6	30	90	16.05
12	24	22.05	11	17	90	R1	14.5	8.6	30	90	16.05
12	*26	*24.05	11	17	90	R1	14.5	8.6	30	90	16.05

*S05 - Eco-Line (pp. 35)

Esempio di ordinativo: T13-12-205-11-C

Descrizione:
puntale versione Topless T prolungato, serie iSystem12, ghiera in Titanio con puntale prolungato + 5 mm, Gate Ø 1.1 mm, materiale Tip Rame

Example of purchasing order: T13-12-205-11-C

Description:
Extended Topless T tip, iSystem12 series, titanium End-Cap with 5 mm extension, Gate Ø 1.1 mm, Tip material: copper

T02 Open T

Codice puntale:
Tip code: **T02-12-TXX-G-Tip**



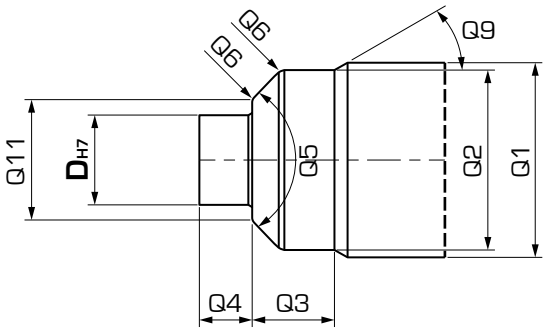

TXX	Materiale Ghiera End-Cap Material	Ø Gate mm	G	Tip	
				C	K
100	Acciaio Steel	1.5	15	●	●
		2.0	20	●	●
		2.5	25	●	●

C: materiali amorfi e semi-cristallini
K: materiali cristallini, materiali caricati

C: amorphous and semi-crystalline materials
K: crystalline materials, filled materials

D mm	Q1 mm	Q2 mm	Q3 mm	Q4 mm	Q5 °	Q6 mm	Q9 °	Q11 mm
12	24	22.05	11	7	90	R1	30	16.05
12	*26	*24.05	11	7	90	R1	30	16.05

*S05 - Eco-Line (pp. 35)

Esempio di ordinativo: T02-12-100-25-C

Descrizione:
puntale versione Open T, serie iSystem12, ghiera in Acciaio con Gate Ø 2.5 mm, materiale Tip Rame

Example of purchasing order: T02-12-100-25-C

Description:
Open T tip, iSystem12 series, steel End-Cap with Gate Ø 2.5 mm, Tip material: copper

T03 Open XST

Codice puntale:
Tip code: **T03-12-TXX-G-Tip**



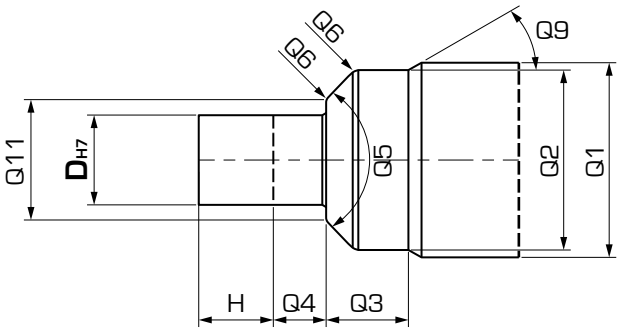

TXX	Materiale Ghiera End-Cap Material	H	XX	Ø Gate mm	G	Tip	
						C	K
110	Acciaio Steel	10	**10**	1.5	**15**	●	●
				2.0	**20**	●	●
				2.5	**25**	●	●
120		20	**20**	1.5	**15**	●	●
				2.0	**20**	●	●
				2.5	**25**	●	●

C: materiali amorfi e semi-cristallini
K: materiali cristallini, materiali caricati

C: amorphous and semi-crystalline materials
K: crystalline materials, filled materials

D mm	H mm	Q1 mm	Q2 mm	Q3 mm	Q4 mm	Q5 °	Q6 mm	Q9 °	Q11 mm
12	10	24	22.05	28	7	90	R1	30	16.05
12	10	*26	*24.05	28	7	90	R1	30	16.05
12	20	24	22.05	38	7	90	R1	30	16.05
12	20	*26	*24.05	38	7	90	R1	30	16.05

*S05 - Eco-Line (pp. 35)

Esempio di ordinativo: T03-12-110-25-C

Descrizione:
puntale versione Open XST, serie iSystem12, ghiera in Acciaio con Gate Ø 2.5 mm, materiale Tip Rame

Example of purchasing order: T03-12-110-25-C

Description:
Open XST tip, iSystem12 series, steel End-Cap with Gate Ø 2.5 mm, Tip material: copper

T04 Topless C

Nota: il foro di iniezione sullo stampo deve essere più piccolo di 0.5 mm rispetto al Ø Tip.

Note: gate bore must be 0.5 mm smaller than the diameter of the tip.

Codice puntale:

Tip code:

T04-12-TXX-G-Tip



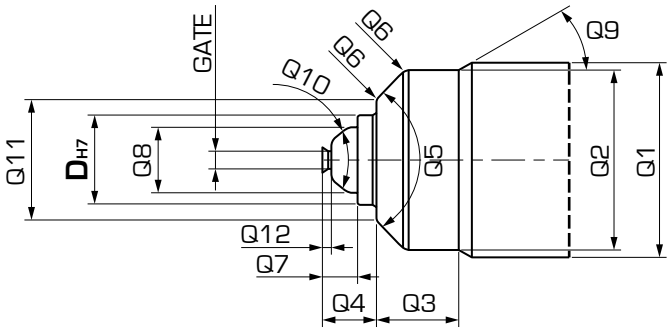

TXX	Materiale Ghiera End-Cap Material	Ø Tip mm	G	Tip	
				C	K
200	Titanio Titanium	2.5	**25**	●	

C: materiali amorfi e semi-cristallini

Ghiera Titanio: materiali cristallini, materiali caricati

C: amorphous materials and semi-crystalline

End-Cap Titanium: crystalline materials, filled materials

D mm	Q1 mm	Q2 mm	Q3 mm	Q4 mm	Q5 °	Q6 mm	Q7 mm	Q8 mm	Q9 °	Q10 °	Q11 mm	Q12 mm
12	24	22.05	11	7	90	R1	4.8	8.8	30	60	16.05	1.3
12	*26	*24.05	11	7	90	R1	4.8	8.8	30	60	16.05	1.3

*S05 - Eco-Line (pp. 35)

Esempio di ordinativo: T04-12-200-25-C

Descrizione:
puntale versione Topless C, serie iSystem12, ghiera in Titanio con puntale standard, Gate Ø 2.5 mm, materiale Tip Rame

Example of purchasing order: T04-12-200-25-C

Description:
Topless C tip, iSystem 12 series, titanium End-Cap with standard tip, Gate Ø 2.5 mm, Tip material: copper

T14 Topless C prolungato
Extended Topless C

Nota: il foro di iniezione sullo stampo deve essere più piccolo di 0.5 mm rispetto al Ø Tip.

Note: gate bore must be 0.5 mm smaller than the diameter of the tip.

Codice puntale:

Tip code:

T14-12-TXX-G-Tip



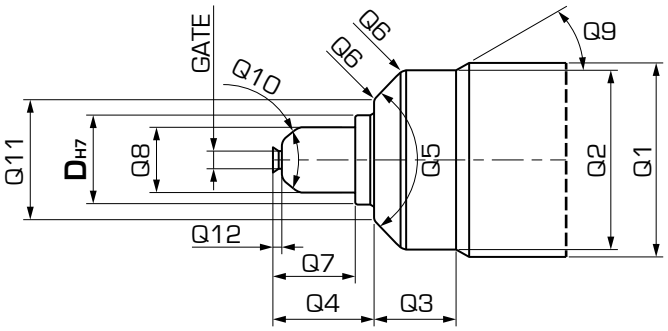

TXX	T	Materiale Ghiera End-Cap Material	XX	Prolungamento Extension	Ø Tip mm	G	Tip	
							C	K
205	**2**	Titanio Titanium	**05**	+ 5 mm	2.0	**20**	●	

C: materiali amorfi e semi-cristallini

C: amorphous and semi-crystalline materials

Ghiera Titanio: materiali cristallini, materiali caricati

End-Cap Titanium: crystalline materials, filled materials

D mm	Q1 mm	Q2 mm	Q3 mm	Q4 mm	Q5 °	Q6 mm	Q7 mm	Q8 mm	Q9 °	Q10 °	Q11 mm	Q12 mm
12	24	22.05	11	12	90	R1	9.8	8.8	30	60	16.05	1.3
12	*26	*24.05	11	12	90	R1	9.8	8.8	30	60	16.05	1.3

*S05 - Eco-Line (pp. 35)

Esempio di ordinativo: T14-12-205-20-C

Descrizione:
puntale versione Topless C prolungato, serie iSystem12, ghiera in Titanio con puntale prolungato + 5 mm, Gate Ø 2.0 mm, materiale Tip Rame

Example of purchasing order: T14-12-205-20-C

Description:
Extended Topless C tip, iSystem 12 series, titanium End-Cap with 5 mm extended tip, Gate Ø 2.0 mm, Tip material: copper

T06 Open XSC

Nota: per questa applicazione contattare l'ufficio tecnico.

Note: for this application, please contact our technical department.

Codice puntale:
Tip code:

T06-12-TXX-G



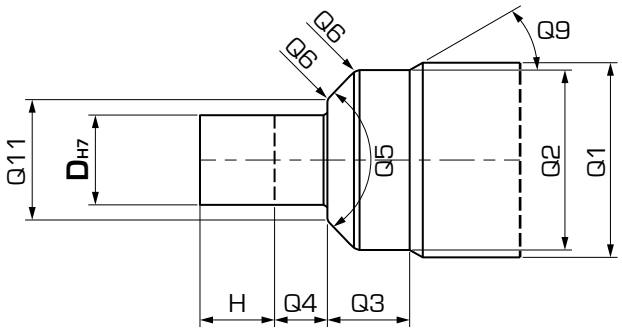

TXX	Materiale Ghiera End-Cap Material	H	Ø Gate mm	G
110	Acciaio Steel	10	2.5	**25**

D mm	H mm	Q1 mm	Q2 mm	Q3 mm	Q4 mm	Q5 °	Q6 mm	Q9 °	Q11 mm
12	10	24	22.05	28.05	7	90	R1	30	16.05
12	10	*26	*24.05	28.05	7	90	R1	30	16.05

*S05 - Eco-Line (pp. 35)

Esempio di ordinativo: T06-12-110-25

Descrizione:
puntale versione Open XSC, serie iSystem12, ghiera in Acciaio con Gate Ø 2.5 mm

Example of purchasing order: T06-12-110-25

Description:
Open XSC tip, iSystem 12 series, steel End-Cap with Gate Ø 2.5 mm

T07 Topless SO

Nota: per altre applicazioni contattare l'ufficio tecnico.

Note: please contact our technical department for other applications.

Codice puntale:
Tip code: **T07-12-TXX-G**



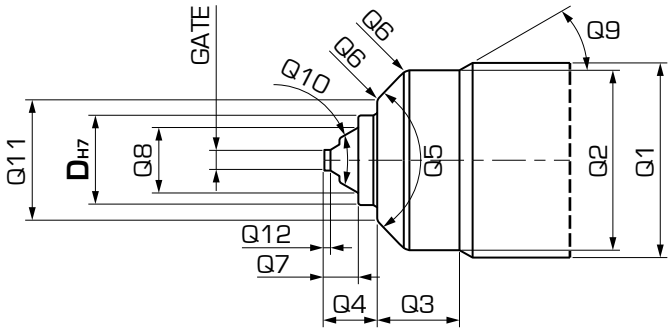

TXX	Materiale Ghiera End-Cap Material	Ø Gate mm	G
100	Acciaio Steel	2.5	**25**

Ghiera Acciaio: materiali amorfi e semi-cristallini

End-Cap Steel: amorphous and semi-crystalline materials

D mm	Q1 mm	Q2 mm	Q3 mm	Q4 mm	Q5 °	Q6 mm	Q7 mm	Q8 mm	Q9 °	Q10 °	Q11 mm	Q12 mm
12	24	22.05	11	7	90	R1	4.5	8.8	30	60	16.05	2

Esempio di ordinativo: T07-12-100-25

Descrizione:
puntale versione Topless SO, serie iSystem12, ghiera in Acciaio con Gate Ø 2.5 mm

Example of purchasing order: T07-12-100-25

Description:
Topless SO tip, iSystem12 series, steel End-Cap with Gate Ø 2.5 mm

T10

Topless SO con centraggio
Topless SO with centering

Nota: per altre applicazioni contattare l'ufficio tecnico.

Note: please contact our technical department for other applications.

Codice puntale:
Tip code:

T10-12-TXX-G

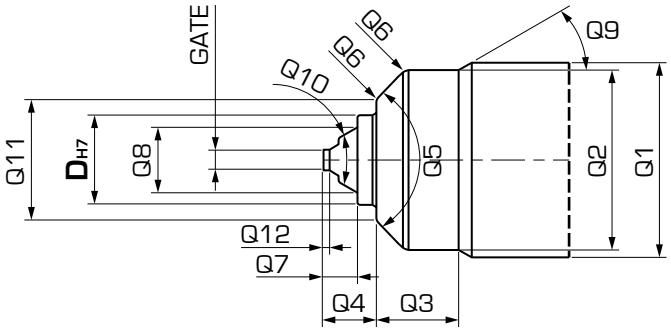

TXX	Materiale Ghiera End-Cap Material	Gate mm
100	Acciaio Steel	1.2 ÷ 2.5

Ghiera Acciaio: materiali amorfi e semi-cristallini

End-Cap Steel: amorphous and semi-crystalline materials

Ø Gate mm G													
1.2	**1.3**	**1.4**	**1.5**	**1.6**	**1.7**	**1.8**	**1.9**	**2.0**	**2.1**	**2.2**	**2.3**	**2.4**	**2.5**
12	**13**	**14**	**15**	**16**	**17**	**18**	**19**	**20**	**21**	**22**	**23**	**24**	**25**

D mm	Q1 mm	Q2 mm	Q3 mm	Q4 mm	Q5 °	Q6 mm	Q7 mm	Q8 mm	Q9 °	Q10 °	Q11 mm	Q12 mm
12	24	22.05	11	7	90	R1	4.5	8.8	30	60	16.05	2

Esempio di ordinativo: T10-12-100-20

Descrizione:
puntale versione Topless SO con centraggio, serie iSystem12, ghiera in Acciaio con Gate Ø 2.0 mm

Example of purchasing order: T10-12-100-20

Description:
Topless SO with centering tip, iSystem12 series, steel End-Cap with Gate Ø 2.0 mm

T08 Open SO

Nota: per altre applicazioni contattare l'ufficio tecnico.

Note: please contact our technical department for other applications.

Codice puntale:
Tip code: **T08-12-TXX-G**



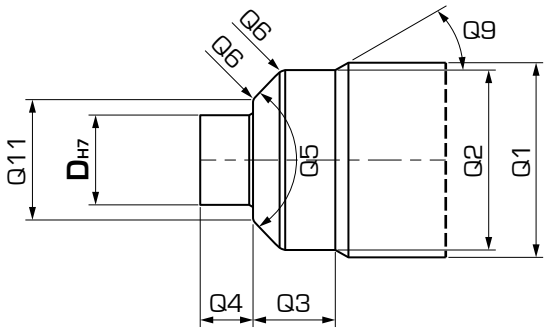

TXX	Materiale Ghiera End-Cap Material	Ø Gate mm	G
100	Acciaio Steel	1.5	**15**
		2.0	**20**
		2.5	**25**

D mm	Q1 mm	Q2 mm	Q3 mm	Q4 mm	Q5 °	Q6 mm	Q9 °	Q11 mm
12	24	22.05	11	7	90	R1	30	16.05

Esempio di ordinativo: T08-12-100-15

Descrizione:
puntale versione Open SO, serie iSystem12, ghiera in Acciaio con Gate Ø 1.5 mm

Example of purchasing order: T08-12-100-15

Description:
Open SO tip, iSystem12 series, steel End-Cap with Gate Ø 1.5 mm

T09 Open XSSO

Nota: per questa applicazione contattare l'ufficio tecnico.

Note: for this application, please contact our technical department.

Codice puntale:
Tip code:

T09-12-TXX-G



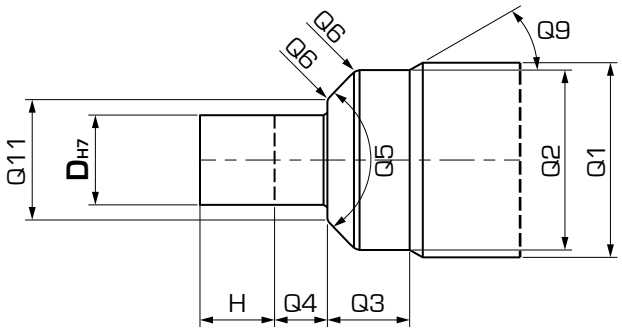

TXX	Materiale Ghiera End-Cap Material	H	Ø Gate mm	G
110	Acciaio Steel	10	2.0	**20**
			2.5	**25**

D mm	H mm	Q1 mm	Q2 mm	Q3 mm	Q4 mm	Q5 °	Q6 mm	Q9 °	Q11 mm
12	10	24	22.05	28.05	7	90	R1	30	16.05

Esempio di ordinativo: T09-12-110-25

Descrizione:
puntale versione Open XSSO, serie iSystem12, ghiera in Acciaio con Gate Ø 2.5 mm

Example of purchasing order: T09-12-110-25

Description:
Open XSSO tip, iSystem 12 series, steel End-Cap with Gate Ø 2.5 mm

T11 Topless SOP

Nota: per altre applicazioni contattare l'ufficio tecnico.

Note: please contact our technical department for other applications.

Codice puntale:

Tip code:

T11-12-TXX-G-Tip



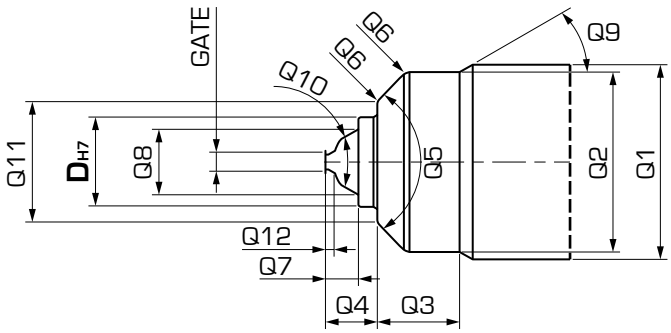

TXX	Materiale Ghiera End-Cap Material	Gate mm	Tip	
			C	K
200	Titanio Titanium	1.2 ÷ 2.5	●	●

C: materiali amorfi e semi-cristallini
K: materiali cristallini, materiali caricati

Ghiera Titanio: materiali cristallini, materiali caricati

C: amorphous and semi-crystalline materials
K: crystalline materials, filled materials

End-Cap Titanium: crystalline materials, filled materials

Ø Gate mm G													
1.2	1.3	1.4	1.5	1.6	1.7	1.8	1.9	2.0	2.1	2.2	2.3	2.4	2.5
12	13	14	15	16	17	18	19	20	21	22	23	24	25

D mm	Q1 mm	Q2 mm	Q3 mm	Q4 mm	Q5 °	Q6 mm	Q7 mm	Q8 mm	Q9 °	Q10 °	Q11 mm	Q12 mm
12	24	22.05	11	7	90	R1	4.5	8.8	30	60	16.05	1.3

Esempio di ordinativo: T11-12-200-20-C

Descrizione:
puntale versione Topless SOP, serie iSystem12, ghiera in Titanio con Gate Ø 2.0 mm, materiale Tip Rame

Example of purchasing order: T11-12-200-20-C

Description:
Topless SOP tip, iSystem12 series, titanium End-Cap with gate Ø 2.0 mm, Tip material: copper

T15 Topless SOP prolungato
Extended Topless SOP

Nota: per altre applicazioni contattare l'ufficio tecnico.

Note: please contact our technical department for other applications.

Codice puntale:
Tip code: **T15-12-TXX-G-Tip**



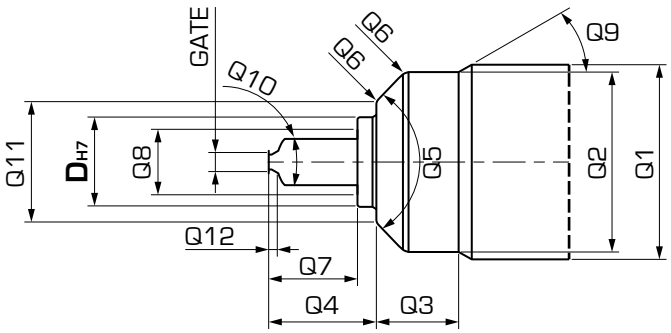

TXX	Materiale Ghiera End-Cap Material	XX	Prolungamento Extension	Gate mm	Tip	
					C	K
205	Titanio Titanium	**05**	+ 5 mm	1.2 ÷ 2.5	●	

C: materiali amorfi e semi-cristallini

Ghiera Titanio: materiali cristallini, materiali caricati

C: amorphous and semi-crystalline materials

End-Cap Titanium: crystalline materials, filled materials

Ø Gate mm G													
1.2	1.3	1.4	1.5	1.6	1.7	1.8	1.9	2.0	2.1	2.2	2.3	2.4	2.5
12	13	14	15	16	17	18	19	20	21	22	23	24	25

D mm	Q1 mm	Q2 mm	Q3 mm	Q4 mm	Q5 °	Q6 mm	Q7 mm	Q8 mm	Q9 °	Q10 °	Q11 mm	Q12 mm
12	24	22.05	11	12	90	R1	9.5	8.8	30	60	16.05	?

Esempio di ordinativo: T15-12-205-20-C

Descrizione:
puntale versione Topless SOP prolungato, serie iSystem12, ghiera in Titanio con puntale prolungato + 5 mm, Gate Ø 2.0 mm, materiale Tip Rame

Example of purchasing order: T15-12-205-20-C

Description:
Extended Topless SOP tip, iSystem 12 series, titanium End-Cap with 5 mm extended tip, Gate Ø 2.0 mm, Tip material: copper